

Disable Updates in Firefox 63 and above

RECOMMENDED: [Click here to fix Windows issues and optimize system performance](#)

Starting in Firefox 63, it is not possible to disable updates of the browser. Developers have removed the appropriate option from the browser's settings. Here is a solution you can apply.



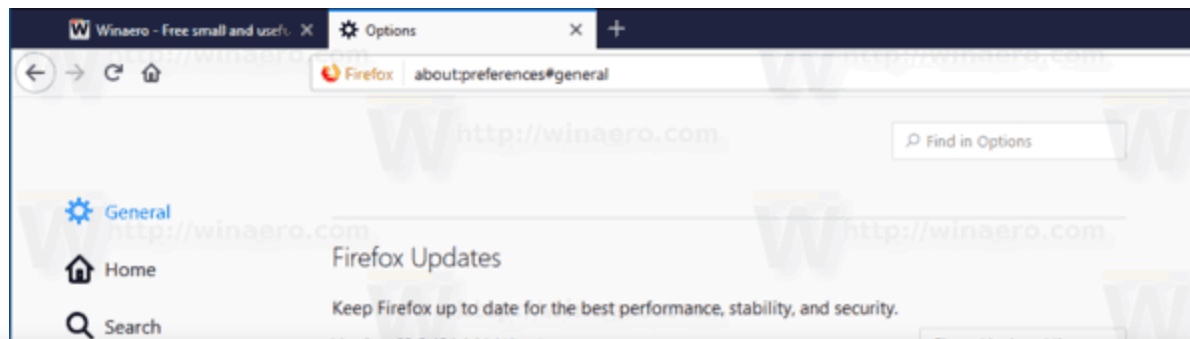
We use cookies on our website to give you the most relevant experience by remembering your preferences and repeat visits. By clicking "Accept", you consent to the use of ALL the cookies. [Read More](#)

[Do not sell my personal information.](#)

Must have add-ons for Firefox Quantum

Starting in version 63, Firefox no longer includes the option to completely disable updates. The option "Never check for updates" has been removed from the Preferences\General section. The options you can set now are:

- Automatically install updates(recommended)
- Check for updates but let you choose to install them



We use cookies on our website to give you the most relevant experience by remembering your preferences and repeat visits. By clicking "Accept", you consent to the use of ALL the cookies. [Read More](#)

[Do not sell my personal information.](#)

[Cookie settings](#) ACCEPT

Developers have added a special policy to Firefox that administrators can apply to stop Firefox from updating.

To disable Updates in Firefox 63 and above, do the following.

1. Close Firefox.
2. Open the [Registry Editor app](#).
3. Go to the following Registry key.

```
HKEY_LOCAL_MACHINE\Software\Policies
```

See how to go to a Registry key [with one click](#).

4. Create a new subkey here named *Mozilla*. You will get the path HKEY_LOCAL_MACHINE\Software\Policies\Mozilla.
5. Under the Mozilla key, create a new subkey *Firefox*. You will get the path HKEY_LOCAL_MACHINE\Software\Policies\Mozilla\Firefox.
6. On the right, create a new 32-Bit DWORD value *DisableAppUpdate*.

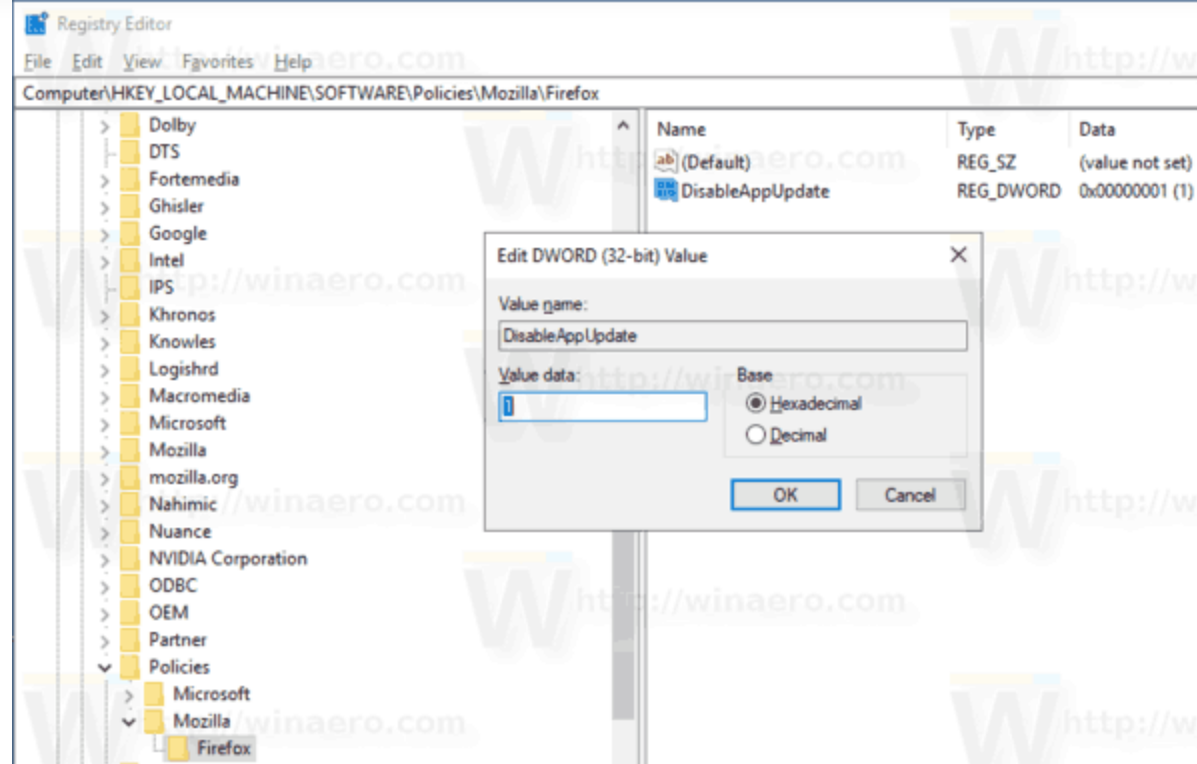
Note: Even if you are [running 64-bit Windows](#) you must still create a 32-bit DWORD value.

Set its value to 1.

We use cookies on our website to give you the most relevant experience by remembering your preferences and repeat visits. By clicking "Accept", you consent to the use of ALL the cookies. [Read More](#)

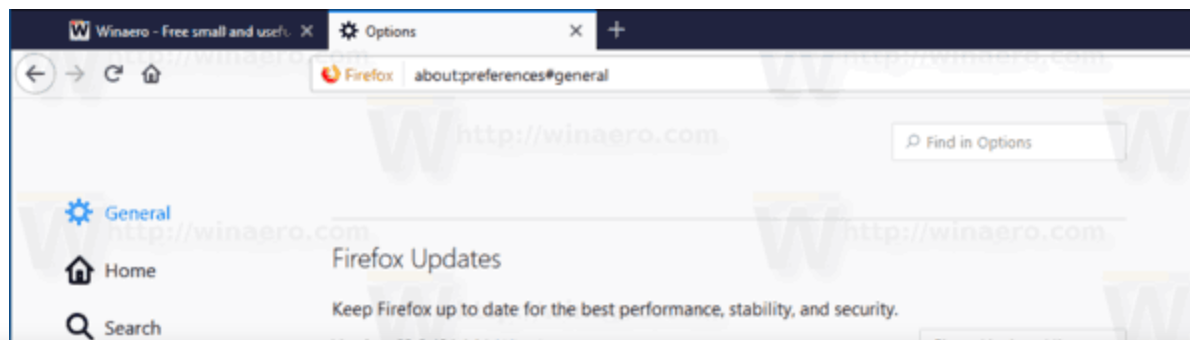
[Do not sell my personal information.](#)

[Cookie settings](#) ACCEPT



7. You can open Firefox. The updates are now disabled.

Before:

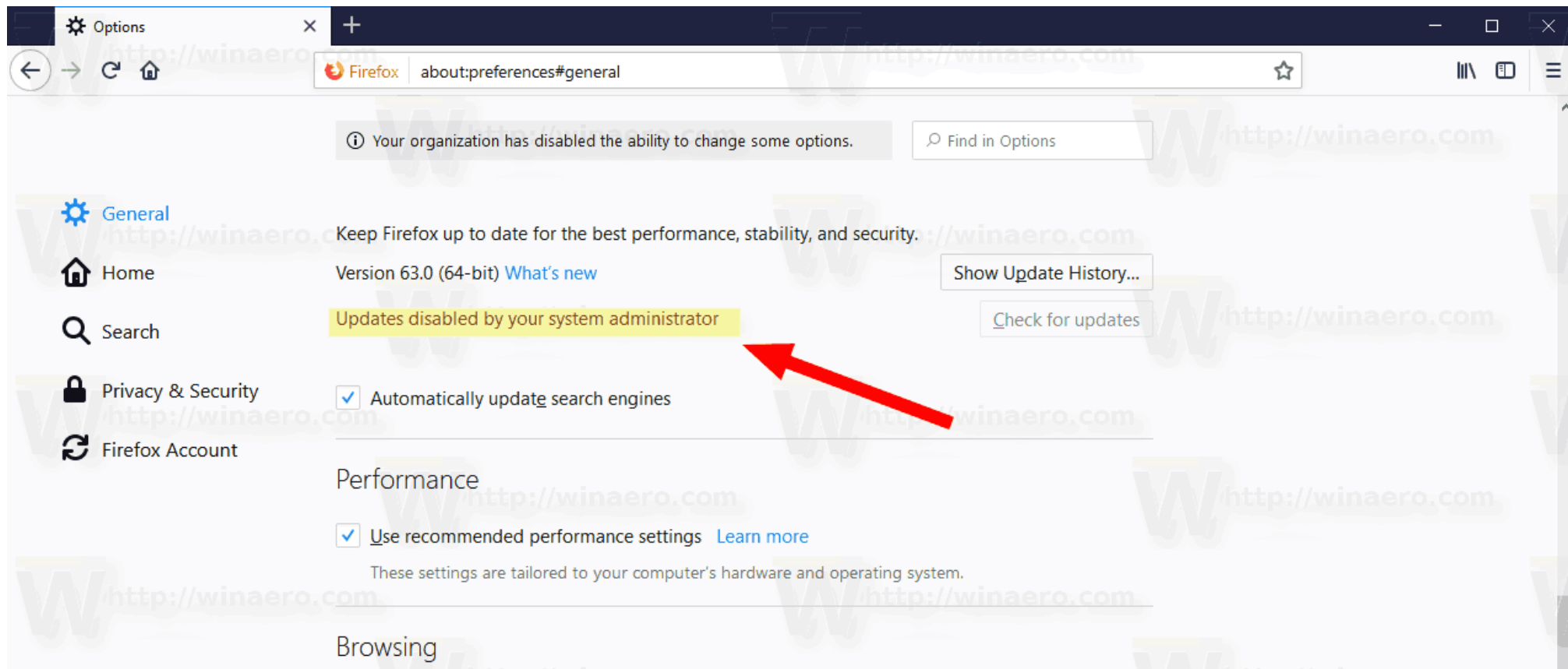


We use cookies on our website to give you the most relevant experience by remembering your preferences and repeat visits. By clicking "Accept", you consent to the use of ALL the cookies. [Read More](#)

[Do not sell my personal information.](#)

[Cookie settings](#) ACCEPT

After:



To undo the change, remove the *DisableAppUpdate* 32-bit DWORD value you have created, then restart Firefox.

To save your time, you can download the following ready-to-use Registry files:

[Download Registry Files](#)

The undo tweak is included.

We use cookies on our website to give you the most relevant experience by remembering your preferences and repeat visits. By clicking "Accept", you consent to the use of ALL the cookies. [Read More](#)

[Do not sell my personal information.](#)

[Cookie settings](#) ACCEPT

```
{
  "policies":
  {
    "DisableAppUpdate": true
  }
}
```

That's it.

RECOMMENDED: [Click here to fix Windows issues and optimize system performance](#)

Support us

Winaero greatly relies on your support. You can help the site keep bringing you interesting and useful content and software by using these options:

[Donate](#)

Share this post



By Sergey Tkachenko on October 23, 2018, last updated on January 9, 2019 in Firefox.

About Sergev Tkachenko

We use cookies on our website to give you the most relevant experience by remembering your preferences and repeat visits. By clicking "Accept", you consent to the use of ALL the cookies. [Read More](#)

[Do not sell my personal information.](#)

[Cookie settings](#)

55 thoughts on “Disable Updates in Firefox 63 and above”

Phil

October 23, 2018 at 5:53 pm

I hate it when Mozilla changes in Firefox!!! :(

Sergey Tkachenko Post author

October 23, 2018 at 5:58 pm

I am also not happy with such changes.

Nobody

October 24, 2018 at 9:37 am

thanks for this guide!

Sebastian

October 26, 2018 at 4:21 am

....next... like win10?

We use cookies on our website to give you the most relevant experience by remembering your preferences and repeat visits. By clicking “Accept”, you consent to the use of ALL the cookies. [Read More](#)

[Do not sell my personal information.](#)

[Cookie settings](#)

ACCEPT

D

January 6, 2019 at 9:35 am

Well we can 'Never check for updates' or we can have 'Never install Firefox again'. Your move Mozilla.

EP

January 9, 2019 at 3:54 am

this registry trick may no longer work, Sergey.

a better solution is to create a policies.json file and store that file into the 'C:\Program Files\Mozilla Firefox\distribution' folder. Create a 'distribution' folder in \Program Files\Mozilla Firefox\ folder and place that policies.json file into that folder that has the following code:

```
{  
  "policies": {  
    "DisableAppUpdate": true  
  }  
}
```

source:

forums.mozillazine.org/viewtopic.php?f=23&t=3041932

Sergey Tkachenko

Post author

We use cookies on our website to give you the most relevant experience by remembering your preferences and repeat visits. By clicking "Accept", you consent to the use of ALL the cookies. [Read More](#)

[Do not sell my personal information.](#)

[Cookie settings](#)

ACCEPT

January 30, 2020 at 6:02 am

Tried policies.json hack. Did not work Jan 2020.

Registry hack did. Now Firefox effectively says Updates disabled by your administrator.

romaneve

February 14, 2020 at 8:41 pm

This no longer works with firefox 73.0. I believe anything newer than 70.0 no longer respects policies.json.

straffin

April 22, 2020 at 6:52 pm

policies.json is not working in 68.4.2esr either

NotCrazy

May 1, 2019 at 8:51 am

The registry trick seems to still work. And it's a better solution for scripting or dealing with multiple computers that have Firefox installed. It appears that the developers at Firefox have lost their minds, and decided to play IT Nazi with their own users. The main problem that most people have is the insane nag pop-up that keeps occurring if they don't select automatic updates. Users should have the freedom to choose when they update Firefox. It would have been vastly smarter for Mozilla to give a choice, like check every 2 weeks or once a month, and then a nag screen would appear requesting an update.

Having a nag pop-up every time a user opens Firefox because they refuse automatic updates is plain dumb. The only thing Mozilla will succeed in doing is help

We use cookies on our website to give you the most relevant experience by remembering your preferences and repeat visits. By clicking "Accept", you consent to the use of ALL the cookies. [Read More](#)

[Do not sell my personal information.](#)

[Cookie settings](#) ACCEPT

Harry

May 15, 2020 at 6:31 pm

Agreed.

Phylis Sophical

May 22, 2019 at 6:13 pm

EP's solution worked for me in FF v.66.0.3 No nag screens for the last four days. Thxs!

Barrie

May 23, 2019 at 4:49 am

Thank you so much!!!!!!

Nelda

July 22, 2019 at 10:25 pm

But now I can't update manually either. I'm not sure which is worse!!

Ahmad Moualla

November 1, 2019 at 9:59 pm

We use cookies on our website to give you the most relevant experience by remembering your preferences and repeat visits. By clicking "Accept", you consent to the use of ALL the cookies. [Read More](#)

[Do not sell my personal information.](#)

[Cookie settings](#)

ACCEPT

registry method works in November 2019.

Firefox 70+ user

January 10, 2020 at 6:46 am

Tried registry mode as of January 2020, works perfectly.

Went ahead and did the policies.json file in user created "distribution" folder for good measure. We'll see if they screw this up somehow, too.

TDV

January 10, 2020 at 11:07 pm

Who is using an old version of Firefox, which he finds reliable?

The bad news is, that in the world of browsers, Firefox is the one that is the least bad. But most certainly their updates are becoming more and more unacceptable.

I have decided to return to an older version and now want to find people with experience in that...

jhildreth

January 23, 2020 at 1:32 am

It seems every time I take the updates there is a new update trying to come through the next day. The reason it is annoying is because the "update" destroys all my settings and often replaces everything (bookmarks etc) without informing me. AND IT ALWAYS HAPPENS WHEN I ACTUALLY NEED TO DO SOMETHING.

There is a huge market for an os and browser that is fast, streamlined, ultra secure and not concerned with stealing your personal data.

We use cookies on our website to give you the most relevant experience by remembering your preferences and repeat visits. By clicking "Accept", you consent to the use of ALL the cookies. [Read More](#)

[Do not sell my personal information.](#)

[Cookie settings](#)

Thunderbird recently got rid of the the option to never check for updates. When it is time for an update it will nag you daily. If you create a Mozilla/Thunderbird registry key as per this article it also stops the updating.

Inservio

February 14, 2020 at 3:54 pm

I use several different versions of FF, so I prefer using the flags in about:config
If you only have one version installed, the regkey above is by far the simpler solution

Rajani Rosette

April 9, 2020 at 6:03 pm

Disabling Firefox update based on IP is not feasible, as it is using DNS for IP lookup, whileas the Mozilla-leased servers may be changing all the time. You have to use host name based rules to block it. Assuming you have Raspberry-pi like front end as router and firewall, and assuming eth0 is for incoming Internet traffic, eth1 is for LAN outgoing, you may use something like following to effectively block all FF home-pinging traffic. Notification pop-up still exists, but these iptable rules protect you from forcing updates in the middle of uninterruptable work. If Mozilla starts using any new domain name later, people will easily detect it by tcpdump and add it into the iptables.

```
iptables -A FORWARD -i eth1 -p udp -dport 53 -m string --hex-string "mozilla|03|org" --algo bm -j DROP
iptables -A FORWARD -i eth1 -p udp -dport 53 -m string --hex-string "firefox|03|com" --algo bm -j DROP
iptables -A FORWARD -i eth1 -p udp -dport 53 -m string --hex-string "mozaws|03|net" --algo bm -j DROP
```

This may be extreme, but so is Mozilla's heavy-handed.

Download the standalone old version (e.g. < V:63) of Firefox from Intenert somewhere, fresh install it in your PC. Before launch it the first time, enable the above intable rules beforehand (EVERY IMPORTANT!). Otherwise Firefox will automatically update its version in its first launch that gives the opportunity to call its home

We use cookies on our website to give you the most relevant experience by remembering your preferences and repeat visits. By clicking "Accept", you consent to the use of ALL the cookies. [Read More](#)

[Do not sell my personal information.](#)

[Cookie settings](#)

OR just disable networking, run it, disable automatic updates, etc, then re-enable networking. But yeah, it'll phone home. Mozilla are BROKE and desperate for money AND for efficiency. Automatic metrics gathering DOES have a legitimate use-case scenario for the latter, but informed consent is what trust is all about. OR it can be like the sheep using closed-source spyware – about blind delusion, and incidentally, let's not spread yet more delusion in the world, eh?

DarkRaver

April 10, 2020 at 4:00 pm

Dear and respected Winaero,

Thank you for all of your help and windows tweaks so far, but please be kind and help me on this one because neither the json file hack or registry edit one are giving results ??? I am using FF v 73

Thank you very much

PhilipAb

May 13, 2020 at 10:23 pm

Same for me with Firefox 74. Any solution? Thanks!!!

Harry

May 15, 2020 at 6:28 pm

I suggest installing ver 68.0 It allows far more tweaks and is far superior to the later versions. I kept installing backwards from the most recent versions till I found a good one. One should never have to go through that mumbo jumbo! :(I am sticking with 68.0 until they allow the tweaks that used to be.

We use cookies on our website to give you the most relevant experience by remembering your preferences and repeat visits. By clicking "Accept", you consent to the use of ALL the cookies. [Read More](#)

[Do not sell my personal information.](#)

[Cookie settings](#)

- *have a fully customized policy.json installed and running properly.
- * have turned off updates in all the NEW! registry locations mozilla trying to sneak into your system!
- *using a user.js file to keep my settings so i can block all the crap firefox sends back home plus my broser is faster without all that bloatware like synch, pockets, background screen saver.
- *erased maintinence service.exe, updaters.exe
- *disabled the service snaky firefox installs in windows services

firefox 75 user

May 15, 2020 at 4:47 pm

Firefox update, doorhanger, popup box, nag screens ect are just taking the piss now!
even while writing this the stupid thing just decided to pop back up!

My 25 years on computer systems, hardware and software side should vouch for something.

So i have included some of what i have done to get rid of this annoying and unwanted forced updates, even when you install a fresh copy its telling you to reinstall a new one right away!

- *have a fully customized policy.json installed and running properly.
- * have turned off updates in all the NEW! registry locations mozilla trying to sneak into your system!
- * using a user.js file to keep my settings so i can block all the crap firefox sends back home plus my browser is faster and safer without all that bloatware like synch, pockets, background screen saver.
- * erased maintenance service.exe, updaters.exe
- * disabled the service snaky firefox installs in windows services.
- * locked the firefox folders that are used for updates after erasing the files.
- * have a host file blocking firefox connections
- *changed the settings in the options menu to stop all this nonsense.

————— NOTHING WORKS! NOTHING AT ALL! —————

We use cookies on our website to give you the most relevant experience by remembering your preferences and repeat visits. By clicking "Accept", you consent to the use of ALL the cookies. [Read More](#)

[Do not sell my personal information.](#)

[Cookie settings](#)

All the connections that it makes to google to amazon to facebook, the installed useless crap that comes with it from its paymasters at mega corps the recommended bloatware, nag screens, amazon search, wiki search google crap it comes installed with is astounding.

The average user dont even understand all this, let alone has the time and patience to even figure out what all the settings in about:config actually do let alone look for them.

Now one of the Devs is crying how they will lock down firefox even more from stopping users installing the user.js file because only 3% of users use it, they got the 3% number from spying and collecting data on us!

Bottom line is looks like firefox sold out to the mega corporations and has just become another google chrome with is prism agenda, the things we actually used it for have gone out the window time to look for alternatives or downgrade.

If you down grade make sure you have your user.js and policy.json file in place and have set your telemetry and other options from the menu, erased the exe files and set your registry before you even turn on your internet connection again! or everything you do will all be useless as the first thing firefox does is call home report telemetry while asking for updates.

All to much for you then use these alternatives.

*waterfox

^Does not collect telemetry on users, apart from a few basics like what operating system your running.

*Pale Moon

^old school firefox, with a new underlying engine based on Goanna is extremely customizable.

*Opera

^Uses a free VPN comes with Add Blocker built in well made and well supported.

Everyone of us has to give mozilla feedback that what its done to firefox is not acceptable.

<https://qsurvey.mozilla.com/s3/FirefoxInput/>

We use cookies on our website to give you the most relevant experience by remembering your preferences and repeat visits. By clicking "Accept", you consent to the use of ALL the cookies. [Read More](#)

[Do not sell my personal information.](#)

[Cookie settings](#) ACCEPT

TrippsyTripTrip

July 4, 2020 at 7:01 pm

Opera? You're tripping, son. Opera was good now is Chinese spyware, and the VPN is NOT a VPN it is a cheap, spied-upon proxy, IIRC. I only used it ever for geolocation workarounds and testing, and even then... it was not strong. Pretty good for free, but HARDLY the antidote to Mozilla's tendencies, be fair to Mozilla. Incidentally, Mozilla is not-so-coincidentally like this AFTER Brendan Eich was ousted, isn't this the case? Relevant or not, I don't know...

Harry

May 15, 2020 at 6:24 pm

Sergey, you ROCK! Thank you! I manually edited the registry and voila!, magically it got disabled! I am applying this to all my machines. Firefox is behaving high-handedly not offering users the customization browsers, such as Vivaldi does, and removing previously-working tweaks at will, for no logically apparent purpose. :(

Ronny Ponny

June 6, 2020 at 8:14 pm

6th June 2020...

Thank You Very Much Sergey ,

. I Just Did the REG EDIT on Firefox 74.0 64bit.... with the 32Bit DWord 'DisableAppUpdate (1)...

Rebooted Firefox and There it is

" Now Firefox effectively says Updates disabled by your administrator".

.....

For Years I have had to Do without Add-Ons that worked in the Previous Version that wouldn't work in the Auto installed Updates.

For Months now...1/2 Dozen times a day.. I'd Have the POP-UP " Do You want to Install Update ?"

A Few months ago I think I went into the Profiles and Made Adjustments on Reccomendations from another Forum ... That Failed.

We use cookies on our website to give you the most relevant experience by remembering your preferences and repeat visits. By clicking "Accept", you consent to the use of ALL the cookies. [Read More](#)

[Do not sell my personal information.](#)

[Cookie settings](#)

ACCEPT

Ronny Ponny

June 12, 2020 at 9:29 pm

13/6/2020

Thank You Again,

Not A Pop-Up in Sight.. Since I did the Rego Fix

Much Obliged ..Ron

Bobthecat

January 6, 2021 at 10:23 pm

Have tried EVERYTHING (policies.json, app.update.doorhanger=false, etc) to get rid of the stupid, obnoxious Update nag pop-up (v82, Windows 7). The only thing that got rid of the pop-up was the REGEDIT method, BUT that also prevents the user from looking for and manually downloading updates.

I am still looking for something that will stop the pop-up, but will allow me to choose when I want to install updates.

Shame on Mozilla/Firefox for not giving the Firefox user enough credit to make their own updating choices.

I'm mad enough to try Microsoft Edge....

JuanD

June 9, 2020 at 8:49 pm

Finally, that stupid popup is gone...

Thanks

We use cookies on our website to give you the most relevant experience by remembering your preferences and repeat visits. By clicking "Accept", you consent to the use of ALL the cookies. [Read More](#)

[Do not sell my personal information.](#)

[Cookie settings](#)

ACCEPT

Peter

June 11, 2020 at 8:31 am

Fantastic solution. Thank you very much.

Mindful of FF wanting to be updated as required for security reasons, occasionally FF update contains an error/issue and causes problems.

I go back to a previous version of FF which works and then i get bugged by FF to update, which i do not want to do for a while.

Instead of having to do this registry hack, FF should have an inbuilt option to NOT look for updates.

Are you listening Mozilla.

Piecevcake

June 12, 2020 at 12:03 am

Thank you for all the options – I added the policies.json in FF74 AFTER getting the “restart to update FF” message (I had blocked in UAC).

Worked perfectly (Win 8.1). Changed app.update.interval to 7776000 (90 days).

The notation in prefs “Your browser is being managed by your organization.” is a link which opens the custom policy setting – very helpful they do get some things right!

When they fix the PDF/Moz pages markup issues I shall be happy with FF. (Don’t shout at them about it just keep at them – I got blocked for that!)

When someone makes an addon to change the nag to a toolbar icon which doesn’t block the current page and get accidentally clicked, and can be pinned to overflow like the sync nag, everybody will be happier!

Nina

July 1, 2020 at 8:20 pm

Firefox ESR has a feature to block popups.

Firefox ESR now comes pre-installed with a self-sabotaging virus which selectively defeats that popup blocking feature. The Firefox virus allows perpetual popups for its own self serving upgrade — presumably to compel users to upgrade and justify additional Mozilla funding = COMMERCIAL ADVERTISEMENT.

We use cookies on our website to give you the most relevant experience by remembering your preferences and repeat visits. By clicking “Accept”, you consent to the use of ALL the cookies. [Read More](#)

[Do not sell my personal information.](#)

[Cookie settings](#)

Sorry to see the end of an era at Mozilla.

Steve McFly

July 10, 2020 at 12:30 pm

Geezus! Thank you guy(s)! This has been bugging me all month. Argh! Hard enough to make v73 feel like 52, my fave FF to date. Thanks again!

James

July 28, 2020 at 4:36 pm

It's getting so concoluted trying to get any old settings to function in Firefox that I've just given up on firefox and gone to another browser. Brave, Vivaldi, or any of the other Privacy focused browsers with the same rendering engine. Can't get any worse than what Firefox has become.

A_Firefox_User

August 15, 2020 at 8:04 pm

Thanks so much for this excellent article!

Garth

September 5, 2020 at 4:24 am

The article is not for Linux. How can I disable them in Ubuntu Linux? Mozilla has been making me very angry with its "We just need to do one little thing"

We use cookies on our website to give you the most relevant experience by remembering your preferences and repeat visits. By clicking "Accept", you consent to the use of ALL the cookies. [Read More](#)

[Do not sell my personal information.](#)

[Cookie settings](#)

September 25, 2020 at 5:39 am

None of these solutions work for the portable versions of Firefox. Does anyone know what domain name or ip addresses the updater uses so I can block them in my firewall?

Philip

September 30, 2020 at 10:46 am

Doesn't work in version 81

Xavier

November 5, 2020 at 9:07 pm

As of 2020-11-05, the policies.json method still works with Firefox 68.12.0esr(64-bit) and Windows 7 Professional.
Thank you very much.

Joe Lopuck (ESQUIRE)

November 26, 2020 at 8:03 am

Version 76 here. Worked perfect.

Homer

We use cookies on our website to give you the most relevant experience by remembering your preferences and repeat visits. By clicking "Accept", you consent to the use of ALL the cookies. [Read More](#)

[Do not sell my personal information.](#)

[Cookie settings](#) **ACCEPT**

the_cute_guy

December 10, 2020 at 9:26 pm

Hi, just came per accident to this page searching for disabling TOR Browser from updating.
without going into detail but keeping in mind that TOR is developed and managed by

XX.X.XX (based on Mozilla Firefox XX.5..)

and it is stated that

Tor browser is developed by Tor project ...a nonprofit organization blabla

...ok...well...

start Tor and type "about:config" and put in e.g. "rep" or "telem" or "geo" or "logg" or "track" or...

you may be surprised what kind of settings there are incorporated within Tor and 100s of server addresses to servers to google, mozilla,...
only if i read the wording of the settingsgreat

this only for information

but to my opinion the most, the absolutely most important finding is (may be):

"NO ONE ON THIS SHIT DAMN PLANET IS DOING SOMETHING FOR FREE OR INVESTS (LOTS OF) ENERGY FOR FREE"

even for Mother Teresa i would never put my hands in fire

simply proceed from yourself: would you invest energy/program and manage e.g. a software in your free time. and offer continuing support. Be honest!! real altruists are veery scarce

nearly all people always think, that someone is offering something for free (seemingly) and later they're suprised, that they are spyed or their data is misused for marketing, etc. surprisingly they expect others to work for free or develop a product for free but they themselves will never ever as a rule of thumb do the same,

We use cookies on our website to give you the most relevant experience by remembering your preferences and repeat visits. By clicking "Accept", you consent to the use of ALL the cookies. [Read More](#)

[Do not sell my personal information.](#)

[Cookie settings](#) ACCEPT

Спасибо! Спасибо! за совет по отключению обновлений!

Bobthecat

January 6, 2021 at 3:29 am

“Alternate solution” using file policies.json appears to work like a charm. Thanks!!

Bobthecat

January 6, 2021 at 3:33 am

Oops! Disregard my earlier post. This “Alternative Fix” solution suddenly quit working. Still getting the obnoxious “Update now” notification. Sorry.

Ross Smalls

February 20, 2021 at 3:04 am

There is no Mozilla folder on my computer when I go to this: HKEY_LOCAL_MACHINE\Software\Policies\Mozilla

There is Mozilla folder only here HKEY_LOCAL_MACHINE\Software\Mozilla

So, this solution doesn't work for me. I'm using Firefox 70.0 (64-bit) on Windows 7 computer and got the annoying “A new Firefox update is available ...” notification on a big box taking a lot of space from the browser window and is showing on every browser window I open. Please help!

We use cookies on our website to give you the most relevant experience by remembering your preferences and repeat visits. By clicking “Accept”, you consent to the use of ALL the cookies. [Read More](#)

[Do not sell my personal information.](#)

[Cookie settings](#) ACCEPT

We use cookies on our website to give you the most relevant experience by remembering your preferences and repeat visits. By clicking "Accept", you consent to the use of ALL the cookies. [Read More](#)

[Do not sell my personal information.](#)

[Cookie settings](#)

ACCEPT